




# Administrative Management

## Users

Users can be managed from the "Users" section of the administration page.

Registered Users							
Show <span>All</span> entries		Search: <input type="text"/>					
User	Created at	Last Active	Items	Attachments	Organizations	Actions	
 <span>Verified</span>	-10 05:35:25 +00:00	Never	0	Amount: 0		Deauthorize sessions Delete User Disable User	
 <span>Verified</span>	-06 01:19:44 +00:00	-08 00:44:27 +00:00	5	Amount: 0	CompositionalEnterprises	Deauthorize sessions Delete User Disable User	
 <span>Verified</span>	-07 01:35:45 +00:00	-23 23:53:14 +00:00	5	Amount: 0	CompositionalEnterprises	Deauthorize sessions Delete User Disable User	
Showing 1 to 3 of 3 entries						Previous <span>1</span> Next	
Force clients to resync						Reload users	

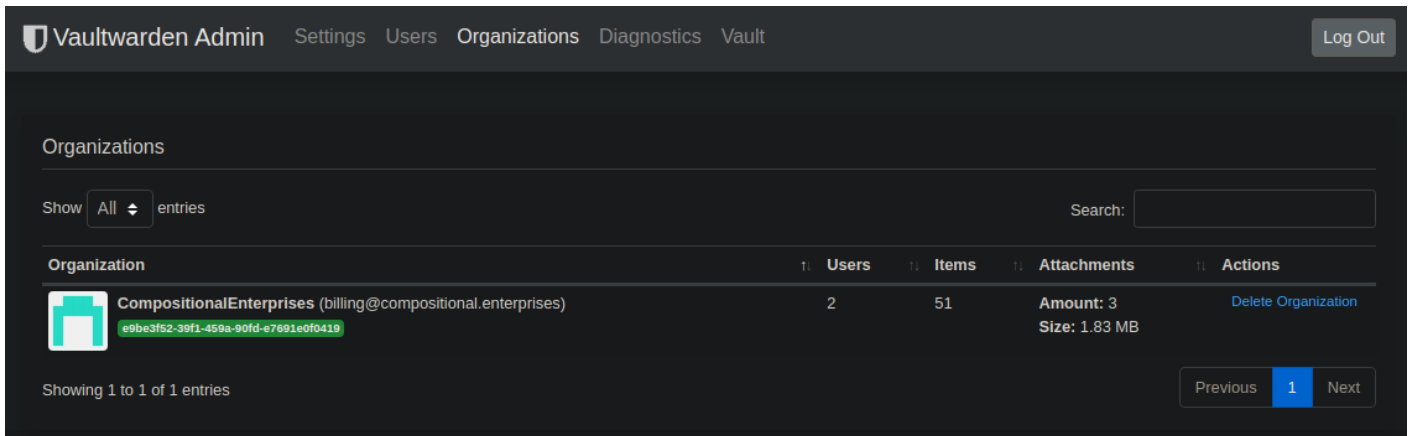
From here, we can see a couple of things, from left to right:

- Name and status
  - Names are redacted from the image above
  - Status can be one of:
    - Verified
    - Invited
- Created date
  - Year/Month is redacted from the image above
- Last active date
  - Year/Month is redacted from the image above
- Items
  - Can be one of:
    - Login
    - Card
    - Identity
    - Secure Note


- Excludes all items shared with an Organization
- Organizations
  - Can change the role of the user within the organization by clicking on its logo
- Actions
  - Can be one of:
    - Deauthorize sessions
    - Delete User
    - Disable User
  - Will not prompt for a confirmation to deauthorize sessions

# Organizations

Organizations can be managed from the next tab over:



The screenshot shows the Vaultwarden Admin interface with the 'Organizations' tab selected. The top navigation bar includes 'Vaultwarden Admin', 'Settings', 'Users', 'Organizations', 'Diagnostics', and 'Vault'. A 'Log Out' button is in the top right. The main content area is titled 'Organizations' and features a 'Show' dropdown set to 'All' with 'entries' next to it, and a search bar. Below this is a table with the following data:

Organization	Users	Items	Attachments	Actions
 <b>CompositionalEnterprises</b> (billing@compositional.enterprises) <code>e9be3f52-39f1-459a-90fd-e7691e0f0419</code>	2	51	Amount: 3 Size: 1.83 MB	<a href="#">Delete Organization</a>

At the bottom left, it says 'Showing 1 to 1 of 1 entries'. At the bottom right, there are 'Previous', '1' (selected), and 'Next' buttons.

Basically they can be displayed and deleted. The users and items are displayed in-line.

Revision #1

Created 8 September 2021 01:25:30 by andrewcz

Updated 8 September 2021 01:41:10 by andrewcz